



Club Officers:

- President  
Steve Williams  
509-981-0984
- Vice President  
Paul Inman  
509-981-1282
- Secretary  
Cindy McHargue  
509-468-1686
- Treasurer  
Don Rogers  
509-993-7051
- Sgt At Arms  
Ben Curtis  
661-212-4054

*Del Skolbalski: Wizard of Miniaturizations*

*If* you've seen a pretty little powder blue 1928 Chevrolet two-door Four-Ninety coach with a miniature Dick's Drive In diorama perched on the car's front radiator supports, you've already seen some examples of Gents member Del Skobalski's master craftsmanship and accurate attention to detail.

and also enjoyed playing with his models and their fragile existence on this planet was short lived. When the family finally settled more permanently, Del became fascinated by the huge trains moving open cargo loads of new cars, lumber and other commerce past his home. His love for the trains he saw continued to grow and after settling into a more permanent Chatteroy home, Del purchased his first HO scale model train decorated in Campbell's Soup livery.



skills and general construction knowledge he needed in order to create a successful, realistic layout and Del learned those skills well.



Del grew up in a family on the move. His dad was in construction and his jobs took him and his family all over the county. For a time, Del lived in Grangeville, Idaho where he began his modeling by building military ships and airplanes when he was in the third grade. Unfortunately, his younger siblings found

Before long Del began learning skills needed to create his amazing depictions of real life in miniature. He joined a model railroad club where like-minded members helped him to hone skills such as airbrush painting, layout design, and modeling and contouring scenes using chicken wire, foam and plaster. These are the basic

Model railroad club members make individual four-by-eight-foot diorama modules of a particular theme. It could be a mountain peak, farm, city, campground, river, lake or anything one might see in real life. The modules are made to connect to other members' modules both electrically and mechanically. Once all member's modules are joined together, a massive layout is the result and can include those mountains,

*(Continued on page 6)*

Inside this issue:

<i>May Minutes</i>	2
<i>Recipe</i>	3
<i>Notable Dates</i>	4
<i>Spike's Philly's</i>	5
<i>Article continued</i>	6
<i>Pictures</i>	7
<i>Miscellaneous</i>	8

## **GENTS REGULAR MONTHLY MEETING MINUTES—May 4, 2022**

**Call to Order:** President Steve Williams at 6:00 pm

**Pledge of Allegiance:** led by Ben Curtis, Sargent at Arms

**Introduction of Visitors:** None.

**Prospective Members:** None.

**Approval of the Minutes:** The minutes of the meeting of April 6th were approved as written.

**Correspondence:** Steve Williams shared an encouraging update Don Rogers

**Treasurer's Report:** John Scofield presented the treasurer's report for April 2022.

**Committee Reports:**

**INCCC:**

Dean Carriveau reported on upcoming events:

Calendar Committee: Reported on their progress

Auto Nation Show: set up beings at 7am on May 14

**Old Business:**

Memorial Committee: Jack Haley needs volunteers to create a list of fallen members.

Flag Boxes: Rick Sawyer presented handmade flag boxes for Jan Copher and Terri Seidel

Update on Eagles: The Aerie has been granted another month to stay open. Alternative meeting locations discussion tabled.

**New Business:**

Monthly shop to start on the 3rd Wednesday of each month. All aye.

The schedule for the shop tours is as follows:

June 15th John Conne 11210 W Seven Mile Rd

July 20th Jack Haley 112 1st Ave #3, Post Falls

August 17th Steve Williams 11718 E Skyview, Spokane Valley

September 28th Ben Curtis 7413 W Nighthawk Dr, Post Falls

October 19th Dan Ray 11716 N Cheyenne, Mead

Member Roster: An updated member roster will be ready for distribution soon.

Points System Discussion: [Please see full version of minutes. ~Tawnia]

**Announcements for the Good of the Order:**

Fairmont Cemetery Memorial: May 29th,

Thoughts and Prayers: Thoughts and prayers to the Milward family.

Moment of Silence: To honor Don Earney as he undergoes heart surgery on 5/11.

Jack's Retirement: Jack announced that on June 18th, RSVP by June 1

Fund for Don Rogers: Discussion tabled. Please continue to visit Don.

**Raffle:** Kerry Hafner won the raffle item.

**Next Meeting: June 1st at the Eagles.**

**Adjourn:** The meeting adjourned at 7:30 pm.



[note from the editor: original minutes are edited for space,  
with permission of the secretary]

allrecipes!

### Peach Cobbler Cheesecake Bars

★★★★☆

Peach cobbler and cheesecake is an extraordinary combination. The peaches are bursting with sweet, fresh flavor, and the cheesecake filling is creamy and luscious. Together, they are divine!

By lutzflcat

**Prep:** 20 mins

**Cook:** 40 mins

**Additional:** 30 mins

**Total:** 1 hr 30 mins

**Servings:** 24

**Yield:** 24 bars



#### Ingredients

cooking spray

#### Crust:

1 (8 ounce) package refrigerated crescent roll dough (such as Pillsbury®)

½ cup peach preserves

#### Filling:

12 ounces Neufchatel cheese, softened

½ cup white sugar

2 eggs, lightly beaten

1 teaspoon almond extract

3 large fresh peaches - peeled, pitted, and sliced

#### Topping:

1 ½ cups all-purpose flour

¼ cup brown sugar

¼ cup white sugar

1 teaspoon ground cinnamon

¼ teaspoon salt

½ cup melted unsalted butter

#### Directions

##### Step 1

Preheat the oven to 350 degrees F (175 degrees C). Spray a 9x13-inch baking pan with cooking spray.

##### Step 2

Separate crescent dough into 2 rectangles and place in the bottom of the prepared pan, forming the crust. Press dough to cover the bottom of the pan, sealing perforations. Spread peach preserves on top of dough.

##### Step 3

Place Neufchatel cheese, sugar, eggs, and almond extract in a large bowl. Beat using an electric mixer on high speed until smooth. Spread mixture evenly over preserve-covered dough. Place peach slices on top.

##### Step 4

Whisk flour, brown sugar, white sugar, cinnamon, and salt together in a small bowl. Pour melted butter over mixture and stir using a fork until you have coarse crumbs. Sprinkle crumb topping over peaches.

##### Step 5

Bake in the preheated oven until golden and firm, about 40 minutes. Remove from the oven and let cool completely before cutting into bars, about 30 minutes. Serve warm or chilled.

#### Cook's Notes:

You may use regular cream cheese instead of the reduced-fat Neufchatel. You can use peach jam instead of preserves, if you'd like.

#### Tips

The cream cheese filling will firm up as it cools. To make the bars even easier to cut, refrigerate for an hour before cutting.

#### Nutrition Facts


**Per Serving:** 197 calories; protein 3.4g; carbohydrates 24.3g; fat 9.6g; cholesterol 34.6mg; sodium 161.2mg.

© Copyright 2022 Allrecipes. All rights reserved.  
Printed from <https://www.allrecipes.com> 05/30/2022

**Gary & Joe's Auto Service**


Joe Brown  
Owner  
Joe 509-842-8805

12330 W Meadowview Ln  
Nine Mile Falls, WA 99026



ASE Certified Location

**Deke Cloyd**  
CEO / Founder



(509) 744.0971  
info@TerreSevyn.com [terresevyn.com](http://terresevyn.com)





# NOTABLE DATES



## • June 1—regular monthly meeting

- June 11—JOYA Penny Drive
- June 15—John Conne’s shop
- June 19—Wendle Ford car show
- July 20—Jack Haley’s shop
- July 30—Eagles’ show benefitting Honor Flight
- August 17—Steve Williams’ shop
- August 20—car show benefitting Team St. Lukes
- September 9—Gents’ Day at the Fair
- September 28—Ben Curtis’ shop
- October 19—Dan Ray’s shop



If you have any questions or comments about the meeting or INCCC in general, [contact Dean Carriveau](#). Meetings are held at Darcy’s on the last Tuesday of each month.

PER INCCC: \*\*\*NOTICE\*\*\*  
\*\*\*COVID\*19\*\*\*

Due to the virus, the 2022 car event season will remain a very fluid situation for an unknown time. We strongly advise you, before going to an event, contact the event organizer for their latest updates. In our calendar of event line listings, event contact information is included.

**IR Ingersoll Rand**  
Reciprocating Single- and Two-Stage Air Compressors  
2-30 hp

**Ingersoll Rand Air Compressor**  
John Scofield - Account Manager  
E. Washington, N Idaho, W. Montana, E. Oregon  
Home Office: Post Falls, Idaho  
Office: (206) 437-9559 Cell: (509) 995-5955  
[John.Scofield@IRCO.com](mailto:John.Scofield@IRCO.com)

**MASTER HALCO**  
5909 E. SHARP AVE.  
SPOKANE VALLEY, WA 99212

TEL: 509.535.0611  
CELL: 509.220.5509  
FAX: 509.534.2401  
TOLL FREE: 800.989.7678  
[ctaasevigen@masterhalco.com](mailto:ctaasevigen@masterhalco.com)  
[www.MasterHalco.com](http://www.MasterHalco.com)

**CRAIG TAASEVIGEN**  
Distribution Center Manager

**On the edge**  
[www.ontheedgeimages.com](http://www.ontheedgeimages.com)  
photography . video . audio  
graphic design . print . virtual media  
apparel . marketing . branding  
product development  
(509) 744.0971

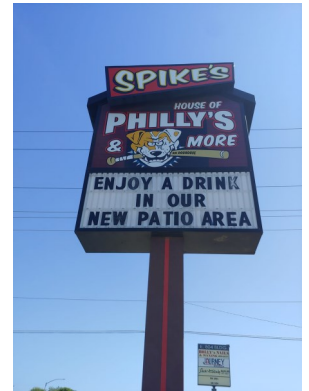


# Spike's Philly's & More

Proud Sponsor of the Gents Auto Club


718 E Francis Ave, Spokane, WA 99208

509-489-3647



While Spike's has a reputation for being the best Philly spot in Spokane, many people in town don't know we have a full menu featuring some of the most delicious burgers and other handhelds found in the region!

~Spike's FB page





(Continued from page 1)

tunnels, trestles, towns, factories, airports, junkyards, farms, and all same scale and incredible detail.



As a member of the model railroading club, Del has produced a number of notable modules. One of these included an accurate rendition of the Hershey Chocolate factory in Hershey

Pennsylvania. The large factory is lighted, has real smoke coming from its numerous smokestacks and the smell of chocolate surrounds the model. Del uses part of a crockpot and an old computer cooling fan mounted under the module to produce and distribute the chocolate aroma for delighted onlookers. When the Hershey diorama is on full display, a Hershey train rolls by and stops in front of mesmerized kids and adults who are then invited to take Hershey kisses from the train's gondola cars. Another of Del's popular dioramas is of an outdoor drive in theater. The drive in's lighted marquee announces "American Graffiti" and "Two-Lane Blacktop" as the evening's offerings and those can be seen actually

playing on the drive in's miniature led screen. A beam of light even shines toward the screen from a tiny projection booth.

Visitors to this year's Speed and Custom Show saw Del's incredibly detailed drag strip module complete with lights and sound. One can spend the better part of an hour looking at this module and still miss some of the tiny details Del's imagination and craft skills have created. Two '60s era slingshot railers scream down the quarter-mile while a scale '55 Chevrolet and '56 Lincoln Continental stage for their run. A little further back, two '58 Ford Fairlanes have their rear opening hoods vertical as their drivers make final adjustments before their time

(Continued on page 7)

Proud sponsor of the Gents Auto Club



[WendleFordSales.com](http://WendleFordSales.com)

**Wendle Ford**                      **Sales: (509) 581-5268**  
**9000 N Division St**      **Service: (509) 565-8931**  
**Spokane WA 99218**      **Parts: (509) 581-5144**





Photo By  
*Dean Cariveau*

2019 Hopped Up Brewery Open Car Show



spokanehotrod.com

(Continued from page 6)

on the track. And all of this is taking place on just one small segment of the module. So much to see and so well done.



The aforementioned "Dick's Drive In" diorama is a faithfully accurate depiction of the Spokane fast food icon. Del created his miniature using parts from a number of

building kits and many hand made pieces. It's all there, the original "Panda" sign, the parking lot, picnic tables, separate office building in the back, even seagulls on the roof begging for fries. And if you look closely, a man is seen holding a sign and panhandling on the corner of third and Browne.

Such are the modeling talents of the Gents Auto Club's Del Skobalski. The next time you're at one of our local car shows, look for that little powder blue 1928 Chevrolet with a miniature diorama perched on its radiator supports. Chances are you'll see yet another of Del's amazing creations. And if you ask, he'll tell you he still has that first train he bought so many years ago in Campbell's Soup livery.



Note from Editor:  
Thank you, Dean,  
for the story.  
Del, awesome creativity!  
Gents, please let us showcase  
YOUR talents! Contact Dean or me  
and let's get you in the newsletter!

The Gents Auto Club of Spokane

Public Relations Dean C.: 509.624.7301

Professional Photographer:

Deke C.: 509.744.0971

Photographers

Dean C.: 509.624.7301

Bill K.: 509.924.9008

Tawnia's Email:

[watchingstars1@msn.com](mailto:watchingstars1@msn.com)

We're on the web!

[TheGentsAutoClub.com](http://TheGentsAutoClub.com)



# NORTHWEST GOLF CARS

Sales • Service • Rental

**Steve Williams**

7001 East Trent

Spokane, WA 99212

(509) 328-5838

(509) 328-8160 Fax

[www.northwestgolfcars.com](http://www.northwestgolfcars.com)

Authorized  **YAMAHA** Dealer



## Jeff's

CUSTOM AUTO DETAIL

JEFF ROGERS  
OWNER



BUFFING\*WAXING\*INTERIORS\*STEAM CLEANS & MORE

E 14 AUGUSTA \* SPOKANE, WA \* PHONE 509.325.9606

# AutoNation



Proud to sponsor  
the Gents Auto Club

AutoNation Chevrolet  
Spokane Valley  
8500 E Sprague Avenue  
Spokane Valley WA  
99212  
509-924-1150 Ext  
8417